

Trimble Earthworks

Grade Control Platform

for Wheel Loaders



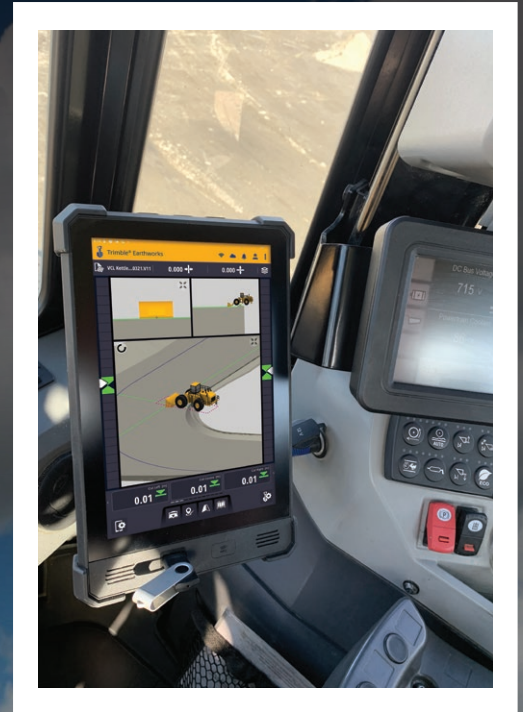
Control your cut

Work faster and smarter.

Ask for the next generation of machine control.
From the company that invented machine control.

The **Trimble® Earthworks Grade Control Platform for Wheel Loaders** is designed to help you do more in less time. Reengineered from the ground up, our innovative, next generation grade control platform features intuitive, easy-to-learn software that runs on an Android™ operating system. State-of-the-art software and hardware give operators of all skill levels the ability to work faster and more productively than ever before.

Increase productivity by accurately cutting/maintaining jobsite floors and managing stockpiles, while also gaining valuable information to make better decisions in quarrying and bulk earthworks operations.



Intuitive software, rugged hardware

The Trimble Earthworks Software runs on the 10-inch (25.4 cm) Trimble TD540 display or the 7-inch (17.8 cm) Trimble TD510 display. Colorful graphics, natural interactions and gestures, and self-discovery features make Trimble Earthworks intuitive and easy to learn. Each operator can personalize the interface to match their workflow and a variety of configurable views make it easier to see the right perspective for maximum productivity.

To ensure everyone is operating from the latest design, transfer data files to or from the office wirelessly and automatically using Trimble WorksManager Software, a mobile-friendly application that easily manages data and technology assets across project sites.

Dual-GNSS accuracy

The Dual GNSS system provides real-time position and heading of the bucket in 3D, enabling faster reaction times and enhanced performance. The platform supports multiple correction services, and when a correction source is temporarily unavailable, Trimble xFill™ can fill in the gaps to maximize up-time.

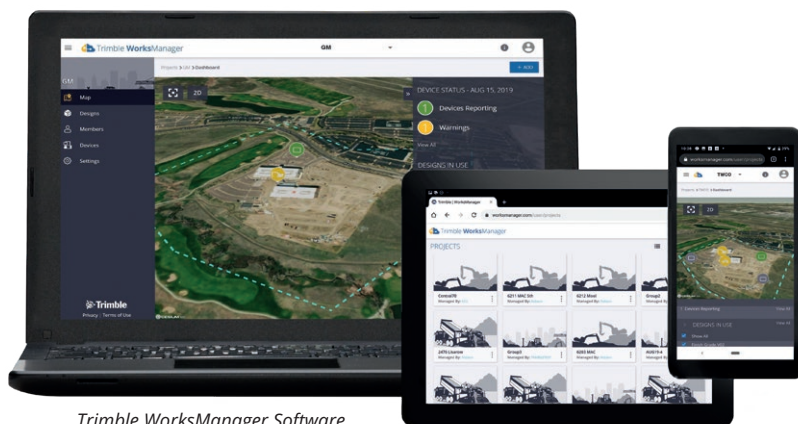
Machine mapping

Achieve accurate, up-to-date existing ground surface thanks to front and rear wheel mapping providing the widest surface area coverage the machine has to offer. Back in the office you can analyze volumes to make better decisions that optimize machine utilization and waste less hours.

Cab-mounted protection and portability

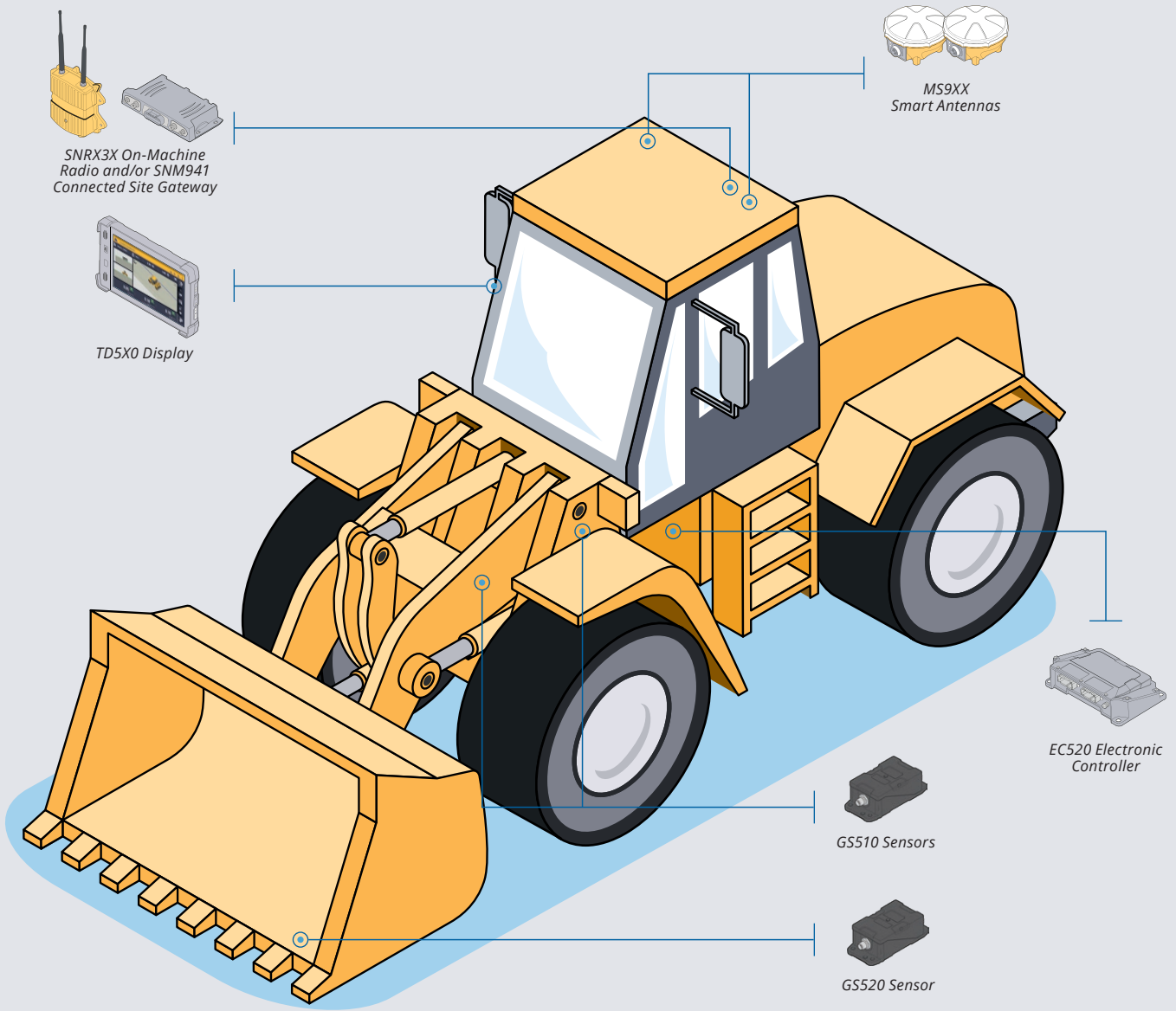
Trimble Earthworks for large wheel loaders mounts dual GNSS antennas on top of the cab rather than the bucket. These antennas are safely located out of harm's way, avoiding any damage that can occur from material running over the bucket.

The new configuration allows you to easily move the antennas to other machines, to maximize your investment and keep your machines working. Save time with the more convenient cab-mounted antennas that eliminate the need to reinstall them each day.



Trimble WorksManager Software

Trimble Earthworks: Wheel Loader configuration



TRIMBLE CIVIL CONSTRUCTION

10368 Westmoor Drive
Westminster, Colorado 80021
USA

civilconstruction.trimble.com