

Sage 100 ERP



Intelligence Reporting*

Sage 100 ERP (formerly Sage ERP MAS 90 and 200) Intelligence Reporting empowers you to quickly and easily gain control and obtain the information you need for operations and strategic planning. Using the familiar look of Microsoft Excel®, effectively analyze Sage 100 ERP data. Effortlessly create real-time, automated, and preformatted reports with up-to-date, accurate, and meaningful information. Intelligence Reporting allows you to spend more time focusing on analysis and interpretation and less time pulling the data together.

Improve the productivity of your financial staff, enhance report presentation, and streamline report preparation. Build a reporting solution so it works the way you want, using the flexibility of Intelligence Reporting license and module components

Report Manager

Report Manager license allows you to create and edit new reports as well as to filter and aggregate data. You'll receive a basic set of standard report templates with Report Manager. These templates provide easy-to-use, in-depth financial, operations, and strategic planning intelligence visibility, so you can focus on ROI and results. Use the flexible security to establish and set permissions for your reports.

Report Viewer

A Report Viewer license provides you with the ability to view reports, and drill-down into existing reports and templates. Basic editing capabilities, such as filtering the data and changing the parameters, are also included. Report Viewer licenses are ideal for staff members who do not need to create new reports.

Report Designer

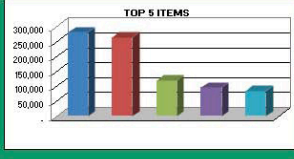
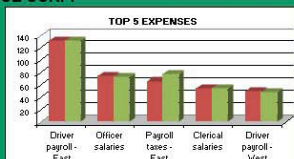
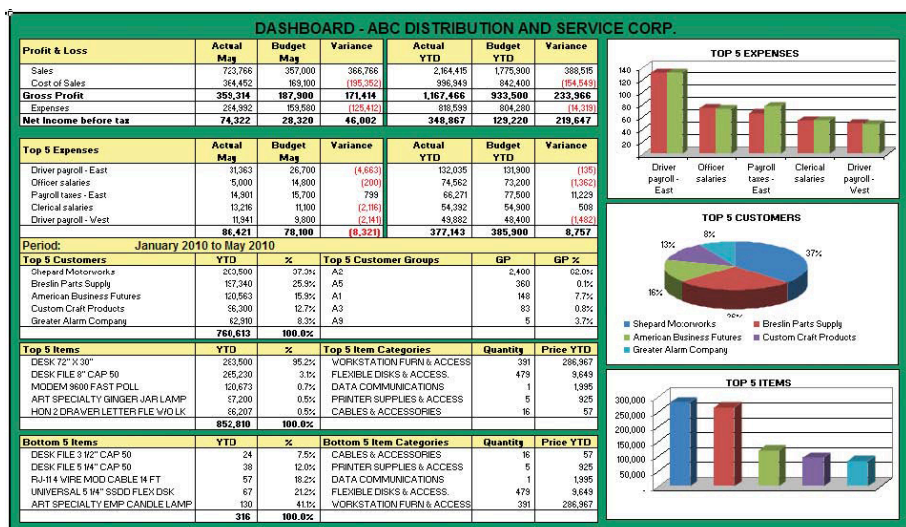
The Report Designer module expands upon the functionality of the Report Manager to provide simplified "drag and drop" report creation and Reporting Trees capabilities for powerful financial reporting and analytics across your business.

Connector

Streamline your financial managers' day-to-day operational tasks using the Connector module to access information from multiple sources and consolidate data from multiple companies. The Connector module allows for consolidations and connectivity to unlimited ODBC data sources.

BENEFITS

- Quickly identify and respond to trends using sophisticated, customizable dashboards
- Empower your staff with timely, meaningful information and trend reports
- Easily create in-depth financial, operations, customer, and vendor reports
- Efficiently view, manipulate, analyze, and distribute reports in a familiar Excel format
- Extract up-to-the-minute high-level summaries, account groupings, or details transactions
- Effortlessly consolidate data from multiple companies, divisions, and databases
- Minimize manual, repetitive work in Excel



*This module is compatible with Sage 100 Standard, Advanced, and Premium ERP.



Edition

Compatible with Sage 100 Standard, Advanced, and Premium ERP

Features

Access Business-Critical Information

Accurate, readily available, and intelligent information is imperative to driving daily business decisions. Unifying all of your data into one solution creates a true view of your business, which is vital to growth and profitability. Schedule reports to run during off-peak hours and distribute through email for timely delivery no matter where recipients are located. With improved visibility into real-time information comes the ability to better manage exceptions and adjust quickly to meeting changing customer needs.

Complex Reporting Made Easy

Save time and get more accurate reports by eliminating redundant data entry efforts through direct integration with Sage 100 ERP. By pulling information already in your system, Intelligence Reporting automatically knows your fiscal periods, chart of accounts, detail transactions, and various types of balances. A set of basic report templates is provided with your system, which you can personalize to work the way you choose, so you can focus on interpreting information to make faster, better business decisions. Easily create new reports by modifying the basic set of templates or design totally new reports utilizing the Report Designer tool. Templates include Financial Analysis Reports, Dashboard Analysis, General Ledger Transaction Details, Inventory Master, Purchase Master, and Sales Master.

Insightful Decisions

The Dashboard Analysis report provides a one-page summary of key business information, featuring “Top N” details on customers, items, and expenses. View information both textually and graphically to help with daily and long-term planning. In addition, comparative Profit and Loss figures are displayed for both the current month and financial year-to-date figures. You can easily drill down to get further insight into the numbers. The bottom line—better, faster, and smarter decisions provide your organization with a significant competitive advantage.

Easily Design Custom Reports

Transform Excel data into meaningful information using the Report Designers intuitive and flexible tools. Provide management at every level in your company with customized reports that they’ll want to use. Create your layout, do multilevel grouping and consolidations, and add formulas where you want them using intuitive selection tools. Create reports from predefined lists in seconds to get rapid ROI results. Use “what-if” analysis to instantly see the impact on an area of your business by changing a set of values on your reports.

View Your Organization Any Way You Choose

At the click of a button, Reporting Trees allows you to model a reporting structure and view your organization in many different ways. Easily add or change reporting units without changing your financial data—accommodating reporting structures from simple to very sophisticated.

Automated Report Distribution

Improve your workflow and speed up your business processes using Intelligence Reporting to establish fully unattended, convenient report distribution. In a variety of standard formats, send reports to a file, publish to an FTP site, and send by email. Choose the reports you want to distribute, who will receive them, and customize each email format using your existing MS Outlook profile and address book.

Multicompany Capabilities

Utilize the Connector module to view business intelligence for multiple Sage 100 ERP company databases, or any ODBC-compliant data source from our collaborative ecosystem, such as Sage HRMS, or third-party solutions.

Secure Business Integrity

Safe, secure, and controlled! Protect the sensitive information in your business. Sage 100 ERP assures comprehensive security at variable levels, protecting your important report/s from unauthorized access or manipulation.